



Covered In Spirit



Covered in Spirit celebrates the heart of scrap quilting, turning leftover 2½" strips into something warm, vibrant, and full of character. Its generous size makes it an ideal Project Linus quilt—especially for older kids who will appreciate its cheerful, spirited design.

Finished Size: 46" x 62"

Fabric/Cut:

SCRAPS: 140 - 2 ½" x 6 ½" rectangles

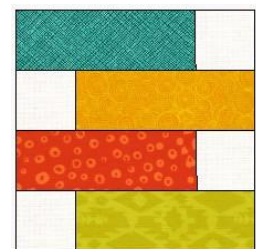
Background:	½ yard	Cut 9 - 2 ½" strips	Subcut into 140 - 2 ½" squares
Inner Border:	⅓ yard	Cut 6 - 1 ½" strips	
Border:	½ yard	Cut 6 - 2 ½" strips	

Sew:

Sew a background square to the end of each scrap strip.
Sew four units together as shown to form a block. Make 35 blocks.
Blocks should measure 8 ½".

Choose your layout. Sew blocks into rows of five blocks. Sew rows together.

Quilt and bind.



Make 35
Unfinished size: 8 ½"