

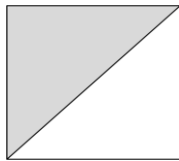
Fast & Fun Star Lite, Star Brite

Quilt Size: 36½ x 47½"

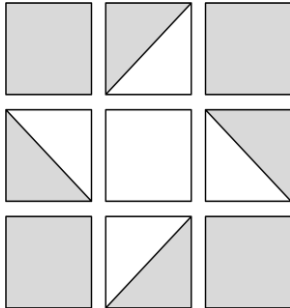
Finished Block Size: 9" x 9"

Fabric	Yardage	# of Strips	First Cut	# of Pieces	Second Cut
Stars	3/8 yd. or 11¼ inches	2	3⅞" x 42"	12	3⅞" x 3⅞"
		1	3½" x 42"	6	3½" x 3½"
Background	5/8 yd. or 18¼ inches	2	3⅞" x 42"	12	3⅞" x 3⅞"
		3	3½" x 42"	24	3½" x 3½"
Sashing and Inner Border	1/2 yd. or 15 inches	6	2½" x 42"		
Outer Border	3/4 yd. or 26 inches	4	6½" x 42"		

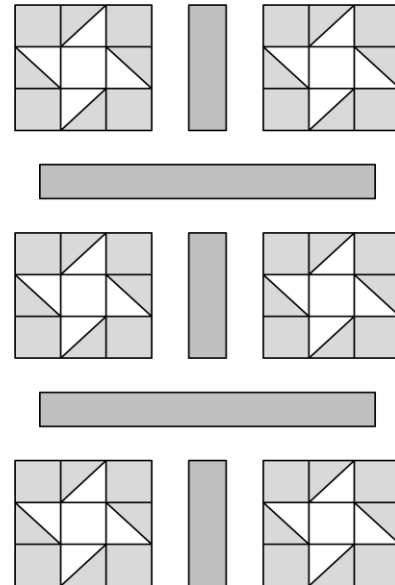
1. Make 24 half-square triangle units as shown using the 3⅞" squares cut from the Star and Background fabrics.



2. Make 6 Star Blocks as shown.



3. Add sashing strips as shown.



4. Add the inner and outer borders as shown below.

