





On the Straight and Narrow

Finished Quilt Size: 40" x 48"

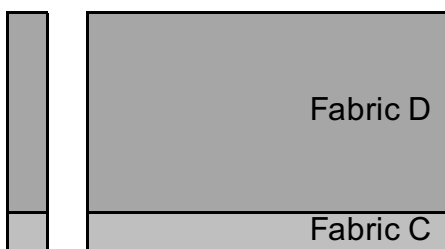
Finished Block Size: 10" x 12"

Fabric	Yardage	# of Strips	Strip Size
Fabric A	2/3 yard or 22 inches	2	4½" x WOF
		2	6½" x WOF
Fabric B	5/8 yard or 17 inches	2	8½" x WOF
Fabric C	1/2 yard or 15 1/2 inches	1	2½" x WOF
		2	6½" x WOF
Fabric D	1/3 yard or 10 1/2 inches	1	10½" x WOF

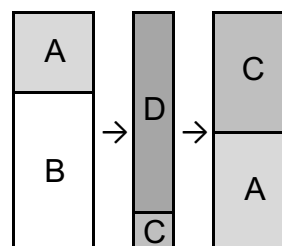
- Make 2 Strip Sets using 1 Fabric A 4½" and 1 Fabric B 8½" strip. Cut 16 segments each 4½".
- Make 2 Strip Sets using 1 Fabric A 6½" and 1 Fabric C 6½" strip. Cut 16 segments each 4½".



- Make 1 Strip Set using 1 Fabric C 2½" and 1 Fabric D 10½" strip. Cut 16 segments each 2½".



- Sew Step 1, 2 and 3 segments together as shown. Make 16 blocks.



- Sew Step 4 blocks into 4 rows of 4 blocks each.

