


Fast & Fun Strip-O-Rama

Quilt Size: 38" x 47"

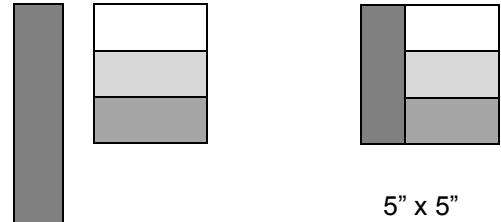
Finished Block Size: 4½" x 4½"

Fabric	Yardage	# of Strips	Strip Size
Scrap Strips	Random Strips – No Yardage	26	2" x 42"
Inner Border	1/4 yd. or 8 inches	4	2" x 42"
Outer Border	1/3 yd. or 10 inches	5	2" x 42"


1. Make 6 unique strip sets each with 3 strips as shown. Press all seams toward the darker fabrics.



3. Attach pieces from Step 2 to remaining 2" strips as shown to create 63 blocks each 5" x 5".



2. Crosscut the strip sets into 63 pieces, each 3½" x 5".



4. Arrange blocks into 7 rows of 9 blocks each as shown. Add inner and outer borders to sides and ends (outer border sides may require more than one strip).

