




# Barbed Wire Fence

Finished Quilt Size: 40" x 48"


Finished Block Size: 8" x 8"

Fabric	Yardage	# of Strips	First Cut	# of Pieces	Sub-Cut
Fabric A	3/4 yard or 24 inches	6	2½" x WOF		
		2	4½" x WOF		
Fabric B	1 yard or 32 inches	4	2½" x WOF		
		2	4½" x WOF	30	2½" x 4½"
		2	6½" x WOF		
Fabric C	5/8 yard or 18 inches	4	4½" x WOF	30	4½" x 4½"

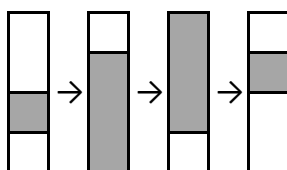
1. Make 2 Strip Sets using 1 Fabric A 4½", 1 Fabric B 2½" and 1 Fabric A 2½" strip. Cut 30 segments each 2½".



2. Make 2 Strip Sets using 1 Fabric A 2½" and 1 Fabric B 6½" strip. Cut 30 segments each 2½".



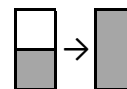
3. Sew Step 1 and 2 segments together as shown. Make 15 blocks.



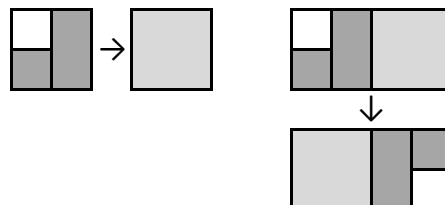
4. Make 2 Strip Sets using 1 Fabric A and 1 Fabric B 2½" strips. Cut 30 segments each 2½".



5. Sew Fabric B 2½" x 4½" pieces to the side of the Step 4 segments. Make 30 units.



6. Sew Step 5 units to the Fabric C 4½" x 4½" pieces. Make 30 units. Then sew the units into pairs. Make 15 blocks.



7. Sew Step 3 and 6 blocks into 5 rows of 6 blocks each as shown.

